

GATE LATCH LOCK



SPECIFICATION
SHEET

/ 0136

- Ⓜ Slam latch version of the Gate Locking Bolt
- Ⓜ Slam the gate to secure shut and use the key to open
- Ⓜ Keyed both sides
- Ⓜ Can be easily bolted to a metal or wooden gate



PRODUCT OPTIONS

GLBL RH – right handed version


GLBL LH – left handed version

INSTALLATION


Easy installation to metal or wooden gates by simply screwing lock to the gate frame.

MAINTENANCE

Lubricate with light oil periodically.



Standard lockplate
GLB-P




Slotted lockplate
GLB-S



Keep plate
GLB-K



Slotted lockplate
electrogalv finish
GLB-ST



Screwfix keep plate
electrogalv finish
GLB-KT



Eurocylinder
escutcheon
GLB-ET

 **GATEMASTER**

VISIT SIGNETLOCKS.CO.UK FOR MORE INFORMATION

